






## Infinite Hearts Student Supply List

**Pattern:**

*Infinite Hearts* by Emily Dennis of Quilty Love

**Fabric Requirements (as listed on pattern):**

| MATERIAL REQUIREMENTS        |   |   |   |  |
|------------------------------|---|---|---|--|
|                              | HEARTS<br><i>CHOOSE SCRAPPY OR 4 COLOR VERSION</i>  |   | BACKGROUND<br>FABRIC                        | FINISHING MATERIALS**  |
|                              | SCRAPPY VERSION<br><i>CHOOSE ONE OF<br/>THESE PRECUTS</i>   | OPTIONAL<br>4 COLOR VERSION   | Use your scraps<br>or the yardage<br>below: |  |
| BABY SIZE<br>38" x 44"       | YOUR SCRAP STASH!<br><b>OR</b><br>14 FAT EIGHTHS<br>6 FAT QUARTERS<br>7 QUARTER YARDS<br>x20-2.5IN X WOF STRIPS   | <br>FOUR 3/8 YARDS     | 1 1/4 YARDS                                 | BINDING - 3/8 YARD<br>BACKING - 2 5/8 YARDS<br>BATTING - 43" X 50" |
| SMALL<br>THROW<br>48" x 60"  | YOUR SCRAP STASH!<br><b>OR</b><br>24 FAT EIGHTHS<br>10 FAT QUARTERS<br>12 QUARTER YARDS<br>x35-2.5IN X WOF STRIPS | <br>FOUR 2/3 YARDS     | 2 YARDS                                     | BINDING - 1/2 YARD<br>BACKING - 3 1/8 YARDS<br>BATTING - 54" X 66" |
| MEDIUM<br>THROW<br>57" x 68" | YOUR SCRAP STASH!<br><b>OR</b><br>32 FAT EIGHTHS<br>14 FAT QUARTERS<br>16 QUARTER YARDS<br>x48-2.5IN X WOF STRIPS | <br>FOUR 7/8 YARDS   | 2 5/8 YARDS                                 | BINDING - 1/2 YARD<br>BACKING - 3 3/4 YARDS<br>BATTING - 63" X 74" |
| LARGE<br>THROW<br>62" x 76"  | YOUR SCRAP STASH!<br><b>OR</b><br>17 FAT QUARTERS<br>20 QUARTER YARDS<br>9 HALF YARDS<br>x59-2.5IN X WOF STRIPS   | <br>FOUR 1 1/8 YARDS | 3 1/8 YARDS                                 | BINDING - 5/8 YARD<br>BACKING - 4 3/4 YARDS<br>BATTING - 69" X 82" |
| TWIN<br>67" x 92"            | YOUR SCRAP STASH!<br><b>OR</b><br>22 FAT QUARTERS<br>26 QUARTER YARDS<br>11 HALF YARDS<br>x77-2.5IN X WOF STRIPS  | <br>FOUR 1 1/2 YARDS | 4 1/8 YARDS                                 | BINDING - 3/4 YARD<br>BACKING - 5 5/8 YARDS<br>BATTING - 73" X 98" |

*\*\*Backing includes 4in overage*

**Basic Sewing Kit:**

- Fabric Shears
- Patchwork pins
- Thread snips
- Seam ripper
- Machine piecing thread in a neutral color to match your fabrics

**Rotary Cutting Supplies:**

- Rotary cutter with fresh blade
- Acrylic rulers; I like the following sizes:
  - 6" x 24"
  - 4" x 14"
- Cutting mat: 18" x 24" is a good size

**Additional Supplies:**

- Mechanical pencil, Frixion pen, or fabric pen/pencil with a fine point

**Optional Supplies:**

- Spray starch, Best Press, Flatter, or your favorite starch alternative
- Woolly Felted Wonders Pressing Bar and Clapper
- Cluck Cluck Sew Diagonal Seam Tape
- ½" marking ruler:
  - Creative Grids 15" Seam Guide Tool (my favorite), or
  - Fons and Porter ¼" Seam Marker, or
  - Studio 180 Quilters Magic Wand, or
  - Omnigrd 4", 6", and 12" Marking Ruler Trio

**Sewing Machine, etc.:**

- Sewing machine in working order
- ¼" patchwork foot, if you have
- Sewing machine needles, size 80/12 sharp or universal

**Online Inspiration:** There is a ton of inspiration online!

- Instagram: search under the #InfiniteHeartsQuilt hashtag.
- Pinterest: search under "Infinite Hearts Quilt"

Please cut out your fabrics ahead of time so that you can get right to sewing the day of class; cutting instructions are found on pages three and four of the pattern.

Any questions?? If so, don't hesitate to contact me!

Andrea Hoke

717-575-5098 (cell)

andrea\_hoke@icloud.com

[andreasuzannesquilts.blogspot.com](http://andreasuzannesquilts.blogspot.com)

Follow me on Instagram: @missandreaquilts